



 **Sephnos**[®]
farm equipments



POULTRY

CATALOG





Index

Automatic Feeders for reception chicks _____	2
Semi-automatic Feeders for reception chicks _____	3
Dispensers _____	4
Manuales Feeders _____	5
Vanguard - Automatic Chicks Feeder _____	6
Manual & Automatic Drinkers _____	7
Evolution Anti-migration Fence _____	8
Turbofence Anti-migration Fence _____	9
Zeus & Hercules - Avian transportation Crate _____	10
Faberglass & metallic Silos _____	11
Lighting & Heating _____	12
Ornamental Birds _____	13
Layer Cages & Drop Pens for Rooster _____	14
Chick Transport Boxes _____	15

TurboLine

Feeder



Bi-directional feeder system for the first 14 days of baby chicks.
Consists of hopper, pan, clamp and rotating "T" dispenser.

Recommended density: 75 to 100 chicks per feeder.



NEW PRODUCT

TurboLine 3

2.64 lb

Hopper: ● Pan: ●

Dispenser: ●

Clamp: ●

Feeder with windows, hinge clamp and PIN.



New PIN with spring system

Dispenser options:

Short

Long

Extra Long



1.9" (High)

2.9" (High)

3.9" (High)

TurboLine 2

2.64 lb

Hopper: ● Pan: ●

Dispenser: ●

Clamp: ●

Feeder with windows, clamp and pin.



Innovation to Improve chick productivity

TurboMix 3

5.5 lb

Hopper: ● Pan: ●

Dispenser: ●

Clamp: ●

Open feeder with clamp and pin.



Turbogrow

SEMI-AUTOMATIC FEEDER LINE

Open type hopper-pan, designed to be automatic by means of feed dispensers placed on the tube.

Efficient supplementary feed source to increase feed intake during the first 14-16 days of chicks.

Recommended density: 75 to 100 chicks per feeder.



Turbogrow 2S



5.5 lb
Hopper: ●● Pan: ●

Turbogrow 2 Plus



11 lb
Hopper: ●● Pan: ●



Feeders available with hanging handle.



Turbogrow 1



11 lb
Hopper: ●● Pan: ●

Turbogrow Breeder



11 lb
Hopper: ●● Pan: ●

Turbogrow Shallow



8.8 lb
Hopper: ●● Pan: ●


Turbogrow Pullet



4.4 lb
Hopper: ●● Pan: ●




Base Max II



Color: ●

Increases 5 cm height for **Turbogrow 1, 3, Breeder or Shallow.**

Max Top




Color: ●

Feeder lid for **Turbogrow 1 or Shallow.**

DISPENSERS ▼

Turbogrow feeder automatic filling accessory for feed control.

Dispenser can be installed on rib or smooth tube in the middle of feeders.



Swing Mate

Color: ●

Short




Long



Optional extensions

Extension PVC tubes of different sizes that adjust with all feeders.



Slide Mate




Color: ● ○

Open



Close



Turbo Twist Filler



Color: ●

Shutter Lever



It allows you to open or close the dispenser comfortably and with minimum of effort.



MANUAL FEEDERS ▾

Hanging bucket type feeders with anti-waste pan for all species and ages.

Recommended density: 35 chicks per feeder.



Turbo Hanger



26.4 lb

Hopper: ●● Pan: ●●

Turbo max



26.4 lb

Hopper: ●● Pan: ●●

Maxi-Lid



Color: ●

Conical lid for **TURBOMAX** feeder.



Turbo grow 3



22 lb

Hopper: ●● Pan: ●●

Height adjuster for drinkers and feeders.

Cord Adjuster


3/16"



1/8" Long



1/8" Short



Cord Adjuster + 3m Cord




Turtle Multi Cord Holder



Multicable guide.

D-Hanger



To support and correct rib tube torsion.



NEW PRODUCT



ANGUARD

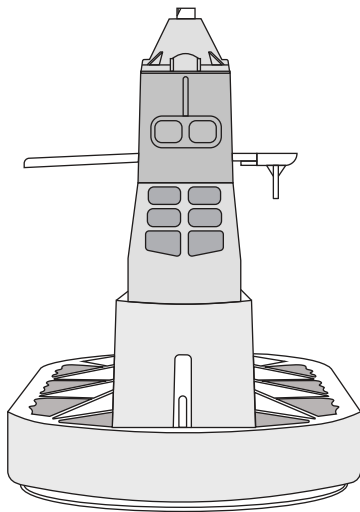
**AUTOMATIC
CHICK
FEEDER**

START
TO FINISH



INCREASE
INNOVATE
AUTOMATES

LARGEST BENEFITS ▾ ▲ THE BEST RESULTS



- The elongated shape of the dish allows for greater area in the aisle, improving the movement of chicks.
- Side and top windows. For deep and effective washing/disinfection and visualization of feed level.
- Feeder with double telescopic action that modulates the food level by itself without requiring labor.
- Shaped double cone pan. It improves 360° distribution of feed including the ends.
- Deep washing and disinfection.

For all stages, sex and weight of the chicks.





Drinker Line

MANUAL DRINKERS

Wide mouth bottles for chicks, pullets, poult, roosters ornamental birds, free birds and backyard birds.

Ignition 5 L



1.4 gal

Bottle: ●○ Pan: ●●

Ignition 4 L



1.05 gal

Bottle: ●○ Pan: ●●

Ignition 2 L



0.52 gal

Bottle: ●○ Pan: ●●

Base Max I



Color: ●

Increases 3 or 5 cm height.
For Ignition 2L & 4L;
Quadra 3 & 5.

Ignition 1 L



0.26 gal

Bottle: ●○ Pan: ●

Ignition 5 L Broiler



1.4 gal

Bottle: ●○ Pan: ●●

Base Max II



Increases 5 cm height.

Quadra 5



1.4 gal

Bottle: ●○ Pan: ●●

Quadra 3



0.8 gal

Bottle: ●○ Pan: ●●



AUTOMATIC DRINKERS

Line of drinkers for poultry.
Ensures constant hydration without waste.

Chick Drinker Cup Complete



Chick Drinker Cup



saddle don't included

Color: ●

Special saddle for drinker



PVC Hose



Bell Drinker



Color: ●



Migration Fence ▾

Plastic avian migration fence composed of 4 elements:


Chick-Fence units, joined by plastic straps and held by a strong metallic stand. There is a "U" panel designed to allow the automatic feeder and (nipple) drinker line pass.




Benefits

- Avoids bird migration.
- Improves feed conversion.
- Reduces heat stress.
- Promotes appropriate density of birds per feeder and drinker.
- Promotes feed intake.
- Increases uniformity.
- Reduces mortality.
- Quick return on investment.

EVOLUTION

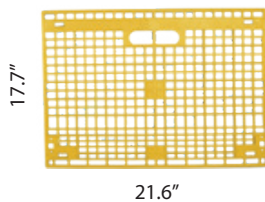


Flat Metallic Stand



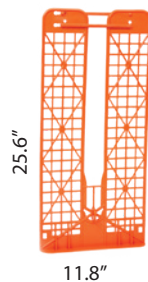
Galvanized option

Chick Fence



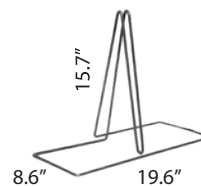
Color: ●●

Panel-U



Color: ●●

Metallic Stand



Galvanized option

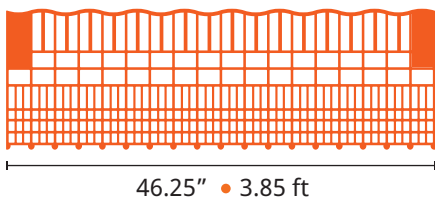


Turbofence™

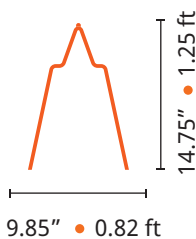
A-SHAPED PLASTIC MIGRATION FENCE

A-shaped fence manufactured with 100% virgin plastic with UVA and UVB, and other additives to achieve greater resistance and durability.

Front View



Side View



Benefits

- Reduces the migration of chicken in the broiler house.
- Improves the uniformity of chicken by increasing weight day by day.
- Durable material that does not rust, allowing easy cleaning and disinfection.
- The poultry integrator will be more efficient and obtain greater productivity.
- Lower labor, installation and desinstallation, handling and storage cost.
- It allows air flow, a necessary factor to reduce heat stress of the chicken inside the broiler house.
- The greater the number of divisions = more productivity results.

Accessories


Zip Tie



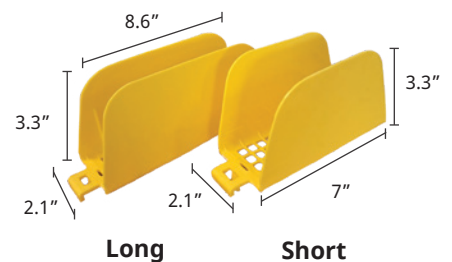
Cover Wall



Wall Hanger




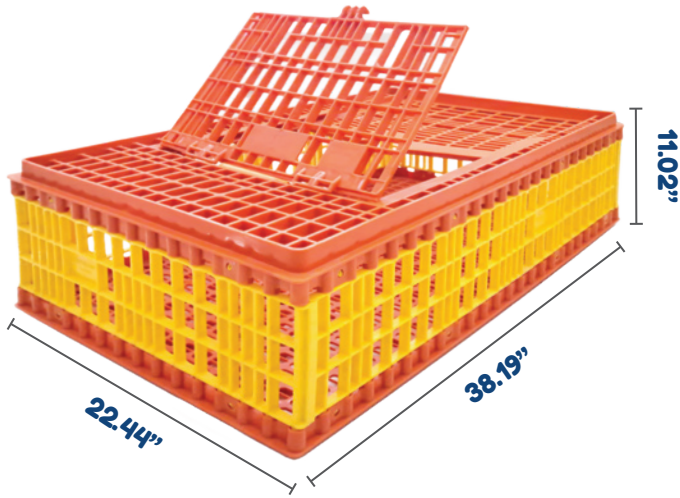
Bridges



Supports up to 25 **TURBOFENCE** panels.
Designed to be hung on a wall.

Accessory to be placed on the cut space for access to the metallic pipe feeders (short bridge) and/or water nipple line (long bridge)

AVIAN TRANSPORTATION CRATES ▼



WEIGHT
17.4 lb

INCREASED ~ AIR FLOW ~



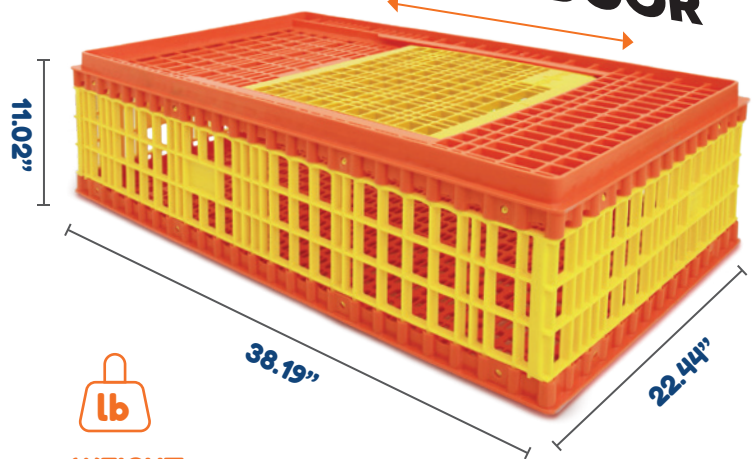
MAXIMUM LOAD
CAPACITY IN STOWAGE.

3307 lb

Premium crate for live chickens and other birds transportation. Developed with the highest design engineering to prevent bruising, provide comfort for the birds, greater air intake and heat dissipation, easily avoiding waste and seizures, and giving better carcass quality and longer shelf life.



SLIDING DOOR



WEIGHT
18.7 lb

▼ FIBERGLASS SILOS



- Fiberglass Silos for the storage of any kind of bulk product, such as: commercial feed in mealy and grainy form; milk powder; foodstuff; wood pellet; dry fertilizers; limestone; mineral salts, miscellaneous industry products and much more.
- The silos are lightweight but extremely resistant to mechanical stress at the same time. They also grant high levels of thermal insulation for the stored products. A transparent strip in the body of the silos allows immediate display of the level of the contained product. Moreover, not being subject to rusting, the silos enjoy very long lifespan and they do not require special maintenance. Finally, they are easy to assemble and inexpensive in transport.
- Available up to 45 tons.

Benefits

- Store in optimal conditions the food for what it favors intestinal integrity.
- Temperature stability and high insulation strength.
- Corrosion resistant.
- Less food loss.
- Lightweight.
- Easy load and shipping.
- There is no condensation.

**EXCLUSIVE
DISTRIBUTOR**

Metallic



Capacity from
3 to 30 ton.

LIGHTING & HEATING ▾

Gas brooder and infrared lamps for birds at early age. Keep thermal comfort, reduces risk of getting sick or losing vulnerable animals.



Reflector Hilux



Color: ○ ● ●

Breeder Hi-Ray 50



5,000 BTU

Breeder Hi-Ray 100



10,000 BTU

Breeder Hi-Ray 15




15,000 BTU

Breeder Hi-Ray 40



40,000 BTU

Breeder Sol-Air



40,000 BTU

Sunpower Turboheater



225,000 BTU

INFRARED ELECTRIC LAMP ▾

Maternity



1 Quartz of 125, 175 or 250 w.

Maternity Mod. 2021



1 Quartz of 125, 175 or 250 w.

Weaning



2 Quartz of 125, 175 or 250 w.

LIGHTING & HEATING ▾

Gas brooder and infrared lamps for birds at early age. Keep thermal comfort, reduces risk of getting sick or losing vulnerable animals.



Reflector Hilux



Color: ○ ● ●

Breeder Hi-Ray 50



5,000 BTU

Breeder Hi-Ray 100



10,000 BTU

Breeder Hi-Ray 15




15,000 BTU

Breeder Hi-Ray 40



40,000 BTU

Breeder Sol-Air



40,000 BTU

Sunpower Turboheater



225,000 BTU

INFRARED ELECTRIC LAMP ▾

Maternity



1 Quartz of 125, 175 or 250 w.

Maternity Mod. 2021



1 Quartz of 125, 175 or 250 w.

Weaning



2 Quartz of 125, 175 or 250 w.



Chicken Yard

Galvanized tubular steel structure for backyard poultry.

Capacity: 12 birds.



▼ LAYER CAGES


Galvanized tubular steel structure cages for layers.

1 module




Capacity: 3 birds.

2 modules




Capacity: 6 birds.

3 modules



Capacity: 9 birds.

4 modules

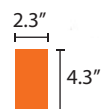
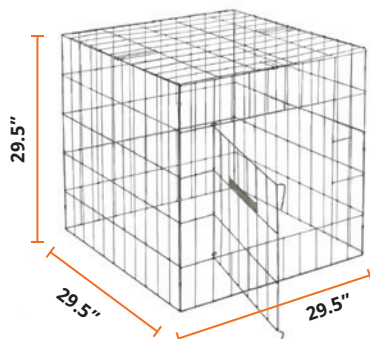


Capacity: 12 birds.



Drop pens for Rooster

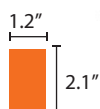
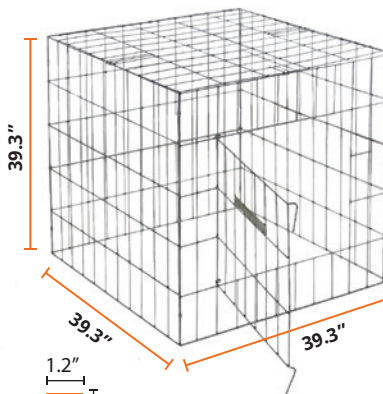
Drop pen 29.5" x 29.5"
cal. 14 with 12



Caliber:

- 14 gauge frame
- 12 gauge 5-sided frames
- 12 gauge door frame

Drop pen 39.3" X 39.3"
cal. 14 with 10



Caliber:

- 12 gauge frame
- 10 gauge 5-sided frames
- 10 gauge door frame

Ours are made of high quality and resistant galvanized material, in addition to using higher gauges in the frames (periphery) and around the door.


FEATURES

- Double door, front and roof.
- Disassembly and portable.
- Wire is twice as strong.
- Free of edges and edges to avoid damage to the rooster and the breeder.



EGG TRANSPORT CRATES ▼


Egg Trays “Filler”



Capacity: 30 or 54 eggs

Color: ●●

Egg Travel Filler



Capacity: 360 eggs

Color: ●●

Nest Egg



Plastic material.

CHICK TRANSPORT BOXES ▼

Chick Go 1



Divisions
Perforated or smooth option.

Chick Go 2



No divisions
Color: ●○



AUTHORIZED DISTRIBUTIONS



Nipple Drinker System



Accessories and spare



Ventilation and light traps



Silos and storage



Farm equipment



Drinkers and Feeders



Scan
the Chick



Subsidiaries

MEXICO

USA

COLOMBIA

+52 461 214 0550 / sales@sephnos.com

sephnos.com

/ [sephnos](https://www.sephnos.com)

